

Teach and share with

SCHOOLKIT



1. For Kids, Here and There	3
2. One-to-One Giving	4
3. Group-To-Group Giving	5
4. Pick a Date	6
7. Curriculum Links	9
5. Young Friends in Need	10
6. SchoolKit Mamas	11
8. Share Your Plan!	12
9. One-to-One, On the Day	13
10. Fold Your Books	14
11. Draw, Scan and Send	15
12. Special Thanks to...	16

1. FOR KIDS, HERE AND THERE

Giving is an important habit for children to establish, as it builds lifelong resilience, self-esteem, and contentment.

Simply being involved in giving tends to make children more compassionate and altruistic.

Besides that, some children really need the gifts that we are all equipped to give. No child should be denied human rights like access to basic education, or a secure home.

SchoolKit makes it easy to help, either on a one-to-one, or a group-to-group basis.



2. ONE-TO-ONE GIVING

In this approach, each child brings their tax-deductible \$35 gift for the SchoolKit, and may choose and personalise a tiny storybook for their African friend, in class.

We will send the money through the global banking system, and our sewing team will create the SchoolKit bags and uniforms ready for distribution.

The tiny books will be scanned, sent, printed and added to the SchoolKits.

We will make you a little video of receiving day, and take individual photos of all the recipients with the unique gift that your students crafted for each of them.



3. GROUP-TO-GROUP GIVING

Alternatively, maybe your class would prefer to do a group fund-raising activity.

You could have a cake sale, a book-week parade, a barbecue, a disco, or a craft stall. There are [53 more ideas](#) here!

The proceeds of your event will support as many SchoolKits as it happens to cover.

Again, we will make you a little video of receiving day, and take a group photo of all the recipients of the SchoolKits your class gave, with a banner thanking your class for their kindness.



4. PICK A DATE

International Days to give SchoolKits:

☀ January (for school holiday programs)

- Day of Education : 24th




☀ February

- Day of Human Fraternity : 4th
- World Day of Social Justice : 20th



☀ March

- Day of Happiness : 20th
- French Language Day : 20th



☀ April

- World Creativity and Innovation Day : 21st



- Mother Earth Day : 22nd

☀ May



- Day of Living Together in Peace : 16th

☀ June



- Global Day of Parents : 1st

- Day Against Child Labour : 12th

- World Refugee Day : 20th



☀ July

- World Population Day : 11th


- Day of Friendship : 30th



☀ August


- Youth Day : 12th

- World Humanitarian Day : 19th




☼ September

- Day of Charity : 5th
- Literacy Day : 8th
- Day of Peace : 21st



☼ October

- World Mental Health Day : 10th
- Day for the Eradication of Poverty: 17th Oct



☼ November

- World Children's Day : 20th



☼ December

- Human Rights Day : 10th
- Human Solidarity Day : 20th



7. CURRICULUM LINKS

SchoolKit sponsorship has the flexibility to connect with your programs in a number of ways:

1. The choosing and sharing of books is an excellent literacy link.
2. If your school teaches French, you might like to choose and share books as a Language activity. The recipient children speak Swahili at home and French at school.
3. You could use SchoolKit in PDHPE as a conscious exercise for mental health, perhaps in conjunction with a fun run or healthy food stall.
4. SchoolKit sponsorship might connect with your religion, ethics, or thinking program.
5. The young global citizens in your class could use SchoolKit to get a personal connection that would help them learn about the world through the wonderful tools and dynamic graphics at www.gapfinder.com. It puts some real heart into maths!

5. YOUNG FRIENDS IN NEED

The children who will receive the SchoolKits you give, live in the Democratic Republic of Congo, a failed state which does not provide social security, health services, education or adequate employment to its people.

Many of the children are refugees from on-going conflict following the enormous Congolese wars, or from the recent eruption of the Nyirangno volcano.

They live in very harsh conditions, and have never owned a book, but strive very hard to study if they have a chance.

A SchoolKit is a great start, and a source of hope.



6. SCHOOLKIT MAMAS

The women who sew the SchoolKits are also refugees from violence. Most are widowed or abandoned and had no chance of paid work to rent a house for their family.

A local charity, Bonvolo, provided them with school fees and rent for a while, and then with training and a place to sew, with help from Rotary Australia World Community Service, and SewAid.

This year the team will earn their own rent and pay their own children's school fees - all 31 of them!

They will raise their children in dignity by working together to provide for those who still have less.



You can learn more about Bonvolo at www.bonvolo.net

8. SHARE YOUR PLAN!

What will work best for you and your class?

Let us know your thoughts to help us to plan, and be ready to make and deliver your videos and photos, to share the glow of your class's good deeds with them.

Access to the tiny books, contact and registration forms and our safe payment portal, can be found [here](#).

[Home](#) [SchoolKit](#) [Sponsor a Child](#) [Buntings!](#) [Esperanto](#) [FAQ](#) [Shop](#)

My Class is Keen!

Let us know that you plan to join in- you'll make our day!

Name

School

e.g., Jane Smith

e.g., Quinninup P.S.

Email *

e.g., email@example.com

Code

Phone

AW +297 ▾

e.g., 555-555-555

Class name and subject, if applicable

eg. Wattle Class, or Yr 3 French

How many children in your class?

Add answer here

Will they be giving individually or as a group?

Add answer here

Will you be celebrating an international day? Which?

Add answer here

Send



9. ONE-TO-ONE, ON THE DAY

If you choose the one-to-one plan, print out the books you want your class to choose from, and make copies so they have one each.

If you like, the children can visit the [Global Storybook Site](#) and experiment with changing the languages of the different books.

3. Students can cut and fold their book like this:



(Instructions on the next page!)

10. FOLD YOUR BOOKS

8 Steps to a SchoolKit Tiny Book

4

1. With printed side up, fold this line.

5

3

3. Fold this line.

6

4. Unfold everything

6

6. Cut on the red line.

2

2. Fold this line.

BC

5. Fold this line again, and keep it folded.

BC

1

7. Refold this line so book looks like a cross from the top now.

FC

8. Close the book so that the front and back covers are in the right places. Well done!



11. DRAW, SCAN AND SEND

Now your students can get creative and personalise their books with bold cover designs (any media) that reflect the themes of Fire, Feelings, Cooking or Actions.

The final page has a place for children to draw the last picture: a candle or oil-lamp, a gift or happy face, a bowl of tasty soup, or a child in action and to sign their name.

You can post the books to SchoolKit, 50 Victoria St, Cooma, 2630 or scan the unfolded books and email them to penny@mondeto.com

Whether you chose one-to-one giving or group-to-group, please don't forget to deposit your gift [here](#)!



12. SPECIAL THANKS TO...

Dr Thomas Nielsen for his insights into the health benefits of giving (see more [here](#)), and you, who make it all possible!

